

6

Write



Look at the pictures and say what subjects Andrew, Nick and Sophia have got today. Write your answers here:

☀ Today Andrew, Nick and Sophia have got.....

7

Let's play!

What day is it?

Work in pairs. Look at the timetable and think of a day, but don't tell your friend. He/she will ask you questions and try to find the day. But **be careful!** You can only ask **up to 4 questions!**

Name: Andrew Marinellis		Class: D			
	Monday	Tuesday	Wednesday	Thursday	Friday
8.10-8.55	Language	Language	Language	Language	Language
8.55-9.40	Language	Language	Language	Language	Maths
9.40-10.00	break				
10.00-10.45	Maths	History	Maths	Environmental Studies	Religious Education
10.45-11.30	Environmental Studies	Physical Education	English	Maths	English
11.30-11.45	break				
11.45-12.30	English	Music	History	Physical Education	Art
12.30-12.40	break				
12.40-13.15	Religious Education	Environmental Studies	Environmental Studies	Art	Music

Student A: Have you got History today?

Student B: Yes, I have/No, I haven't


Student A: Is it (Monday)?

Student B: Yes, it is/No, it isn't

 Write and speak (+app. I)



Write your timetable and send it to a pen friend (look at lesson 3 and see how you can find one) or a cousin who lives in Australia, Canada or the USA. Which is your favourite day?

Name:		Class:			
	Monday	Tuesday	Wednesday	Thursday	Friday
	break				
	break				
	break				

Now look at Andrew's timetable and yours. Talk about the differences.

e.g "Andrew has got Maths on *Monday* but I've got Maths on *Tuesday*"
 or "Andrew has got Environmental Studies *three times* a week but I've got Environmental Studies *four times* a week"



Remember!	I've got (Maths) on Monday but I haven't got (English)
	Andrew has got (Music) on Friday but he hasn't got (History)
	Have you got (Art) on Wednesday? – Yes, I have/No, I haven't

Lesson 3:

This is my school !

Crosscurricular Project



Work in groups. Find information about **your school** and make a poster about it.

Draw a map of your school on a poster. Ask your teacher(s) or the headteacher for information about your school and write it on your poster. Answer these questions:



- ☀ Where is your school?
- ☀ How old is it?
- ☀ Is it big or small?
- ☀ How many floors are there?
- ☀ How many classrooms are there?
- ☀ Is there a large playground?
- ☀ Is there a computer room?
- ☀ Is there a music room?
- ☀ Are there any football fields or basketball courts?
- ☀ How many classes are there?
- ☀ How many teachers are there?
- ☀ How many pupils are there?

▶▶ **Idea!** Do you want to find a pen friend from another European country? Visit the website of the *European Schoolnet* at www.eun.org/portal/index.htm. You can find a pen friend in the *Partner Finding Forum*. Ask your pen friend what his/her school looks like. Tell him/her about your school using the information in your project and ask him/her to send you information about his/her school, too.

▶▶ **Idea!** You can also look for pictures of schools in Great Britain surfing this site: <http://www.schoolswebdirectory.co.uk/>. You can get a link to sites of schools in Great Britain. Look at the pictures of the schools (sometimes there are maps of the school, too) on their sites and check the differences.



Μπορείς να πας στο **glossary** και να συμπληρώσεις τις σημασίες των καινούργιων λέξεων στα Ελληνικά και στο **grammar corner** για να δεις τη γραμματική αυτού του κεφαλαίου.



Self-Assessment test

1) Look at the picture and fill in the missing words:



1. There a computer on the desk.
2. There a chair near the desk.
3. There a cat under the chair.
4. There two posters on the wall.
5. There a boy on the chair.

Points: / 10

2) Find the numbers:

1. twenty-three + forty-five =
2. thirty-eight + fifty-nine =
3. fifty-six + nineteen =
4. seventy-four - fifteen =
5. fifty-seven + twenty-nine =
6. fifty-two + thirty-one =
7. ninety-nine - fifty-one =



Points: / 7

3) Look at the dialogue of these two classmates and choose the correct subject in the timetable:

Αντώνης: Σταυρούλα, πες μου σε παρακαλώ τι έχουμε σήμερα μετά το πρώτο δίωρο της Γλώσσας;

Σταυρούλα: Έχουμε Ιστορία και αμέσως μετά Μαθηματικά.

Αντώνης: Και Αγγλικά έχουμε την πέμπτη ώρα;

Σταυρούλα: Ξέχασες ότι κάθε Παρασκευή έχουμε Αγγλικά την τελευταία ώρα; Την πέμπτη ώρα έχουμε Γυμναστική.

Friday	
1	Language/Maths/English
2	History/Language/English
3	Maths/History/Physical Education
4	Maths/Religious Education/Physical Education
5	Religious Education/Physical Education/English
6	Physical Education/History/English



Points: / 6





Self-Assessment test

4) Find the seven days of the week:

J	H	I	S	I	P	L	U	T	T	F	R	E
S	U	N	D	A	Y	O	M	S	U	N	A	A
S	E	B	N	J	L	K	O	M	E	B	G	C
T	F	V	O	W	E	D	N	E	S	D	A	Y
H	A	D	S	C	F	I	D	L	D	M	Y	T
U	S	A	T	U	R	D	A	Y	A	N	B	H
R	O	M	H	V	I	A	Y	G	Y	F	A	W
S	E	S	U	D	D	K	L	P	Y	H	T	R
D	W	E	R	H	A	M	N	I	B	I	U	G
A	S	C	S	F	Y	K	O	L	I	N	A	T
Y	H	O	W	S	L	L	P	T	U	E	K	M

Points: / 7

5) Read and put a ✓ or a ✗ in the boxes. Then, write the numbers:

Αγαπητά μας παιδιά,

Θα ήθελα ως διευθυντής του σχολείου να σας μιλήσω για το καινούργιο κτήριο που θα χτιστεί και στο οποίο θα μεταφερθούμε την επόμενη σχολική χρονιά. Το καινούργιο σχολείο μας θα είναι πολύ σύγχρονο. Θα έχει 15 αίθουσες διδασκαλίας και μια αίθουσα ηλεκτρονικών υπολογιστών. Επίσης, θα υπάρχουν δυο γήπεδα μπάσκετ και μια μεγάλη αυλή με δέντρα και παγκάκια.....

basketball court number:

music room number:

classrooms number:

playground number:

computer room number:

Points: / 10

Total: / 40

CIRCLE THE CORRECT FACE AND TALK ABOUT WHAT YOU CAN DO

- I can talk about the things in my classroom
- I can use the words for places in my school
- I can use the numbers from 20 to 99
- I can use the days of the week
- I can talk about my timetable

Unit 2:

What's your favourite hobby or sport?



In this unit you will learn to:

- ✓ Talk about your favourite sports and hobbies
- ✓ Talk about your friend's favourite sports and hobbies

Strategy corner - Reading

When I read a text for the first time	Yes	No	When I revise a text....	Yes	No
I look at the pictures, they help me understand what it's about			I study the new words before reading the text again		
I read it and try to understand every word			I translate the text in Greek		
I always ask my teacher for the meaning of unknown words to understand the text			When I don't remember what a word means, I try to guess the meaning from the text		
I don't worry about unknown words, I try to guess their meaning					

Lesson 1:

My favourite sport



1 Warm - up

☀ Do you like sports? Which is your favourite sport? Tell your classmates and then find the five most popular sports in class. Write words for sports on the board.

2 Listen, read and find

Now listen to the children. They are in the playground and they are talking to their Physical Education teacher, Mr Papadakis. Listen, read and find out: "Does Andrew like football?"



Thursday
Language
Language
break
Environmental Studies
Maths
break
Physical Education
break
Art

Mr Papadakis: OK kids! Today is free day for sports!

Nick, Andrew, Omar: Wow!

Nick: Come on, Andrew! Let's play football!

Andrew: I don't like football very much.

Nick: You don't like football? The English love it!

Andrew: Well, I like basketball.


Omar: Yes, let's play basketball! I like it, too.

Mr Papadakis: Ready? So, what do you want to play?

Omar: Basketball, sir.

Mr Papadakis: OK, let me give you a basketball.

Nick, Andrew, Omar: Yeahhh!!!!

 You've got 1 minute to find the secret word. It's Mr Papadakis' favourite sport. Write the word:.....Then, count the letters and write down your score:.....

3 New words!

Match the pictures to the words:



a. playing football



b. playing volleyball



c. playing basketball




d. playing tennis



e. swimming



f. windsurfing



g. climbing



h. horse riding



i. cycling

j. sailing

1) 2) 3) 4) 5)

6) 7) 8) 9) 10)

4 Write and speak

Which sports do you like? Write down the sports you like and don't like and then tell your classmates.

☀ I like but I don't like



5 Listen and sing

*I like climbing a mountain
I like playing football
I'm a sporty fellow
And that's who I am!*

*I like playing tennis,
I like horse riding
I'm a sporty fellow
And that's who I am!*

*I like playing basketball
I like playing volleyball
I'm a sporty fellow
And that's who I am!*


*I like windsurfing
I like swimming
I'm a sporty fellow
And that's who I am!*

*I like climbing a mountain
I like playing football
I'm a sporty fellow
And that's who I am!*

*I like playing tennis,
I like horse riding
I'm a sporty fellow
And that's who I am!*

*I like playing basketball
I like playing volleyball
I'm a sporty fellow
And that's who I am!*

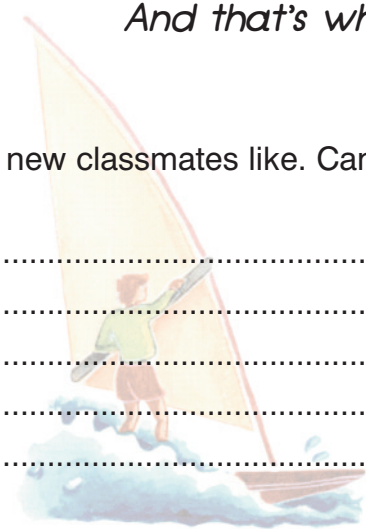
*I like windsurfing
I like swimming
I'm a sporty fellow
And that's who I am!*



6 Listen and write

Andrew wants to know which sports his new classmates like. Can you help him? Listen and find out.

- ☼ John likes
- ☼ Julia likes
- ☼ Maria likes
- ☼ Lucy likes
- ☼ Ted likes



7  ↔ Read and match (+app. I)

Match the words for the sports to the pictures:



1. **cricket**, 2. **rugby**, 3. **hockey**, 4. **tae kwon do**, 5. **football**, 6. **baseball**



- a. 1) 2) 3) 4) 5) 6)

Which of these countries are the sports popular in? (in some countries people like two or three sports).

Great Britain, Brazil, USA, Greece, India, Korea

-  What do you know about these sports? How can we play them? If you know how to play one of these sports, stand up and show the class.
-  Do people like/play them in Greece? Do you know other sports that people like in other countries?

▶▶ Idea! Would you like to learn to play a new sport? Find out about sports in other countries and organize games at school. You can ask your Physical Education teacher to show you how to play some of these sports.






8  Let's play!



Toss the ball!

Have you got a small ball? (If not, you can make one with some paper and some cello-tape). Play the game in 2 groups. One pupil from each group thinks of a sport, but doesn't tell his/her classmates what it is. He/she throws the ball to one of his/her classmates in the other group. This pupil asks a question to guess the sport and throws the ball back, when he/she gets the answer. Then the first pupil throws the ball to another classmate for another question and so on. You can ask up to **5 questions** to guess the sport. Your team gets **one point** for a correct guess. The first team to get 5 points is **the winner**.

Look at these examples for questions:

-  Have you got a ball?
-  Have you got a horse?
-  Do you go to the sea?
-  Is your ball black and white? Is it big?
-  Have you got a racket?



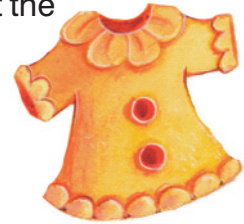
Lesson 2:

Have you got a hobby?



1 Warm - up

Have you got a hobby? Tell the class about it and try to find what the English word for it is. Do you collect things? Talk to the class about your collection. Do you know any strange hobbies/collections? Which are they? Have you and your friends got the same hobbies?



2 Listen, read and find

Sophia and her friend Olina, from Thessaloniki, have got the same hobby, dancing. This is what Sophia is telling Andrew about Olina. Listen, read and find out: "What's Olina's favourite food?"



Hi, Andrew! Look! I've got a letter from my pen friend, Olina.

Really? Tell me about her!

Well, she is ten and she likes painting, dancing and reading books, but she doesn't like collecting things. Her favourite food is pizza and her favourite colours are pink and red. She can speak and write English. Have you got a pen friend?



You've got 1 minute to find the secret word. It's Olina's second favourite food. Write the word:.....Then, count the letters and write down your score:.....

3  New words!

Match the words/phrases to the pictures:



a. singing



b. playing board games



c. listening to music



d. dancing



e. taking photos



f. reading books

1) 2) 3) 4) 5) 6)

4  Write and speak

Tell your classmates about your hobbies.

☀ I like.....but I don't like.....

Now look at how Sophia talks about Olina's hobbies.

Can you talk about your friend's hobbies, too? Ask your classmate at the same desk what his/her hobby is. Write about it. Then report to the class.

☀ My friend..... likes..... but he/she doesn't like.....

WHAT'S YOUR FAVOURITE HOBBY OR SPORT?

5 ✓ Tick and speak

What do you think about these hobbies? Look at this chart and tick the boxes. Then report your answers to the class. Look at the example: "I don't like collecting tree leaves. I think it's boring" or "I like collecting football cards. I think it's fun"



Hobby	interesting	boring	strange	fun
collecting tree leaves				
making clothes for dolls				
collecting football cards				
collecting stamps				
reading books				
playing computer games				
taking photos				
making models				



There are some hobby clubs in Sophia and Andrew's school: the **Handicraft** club, the **Collections** club, the **Computer** club and the **Book** club. Where would each of these hobbies go?

Which club would you like to join and why? Tell the class.

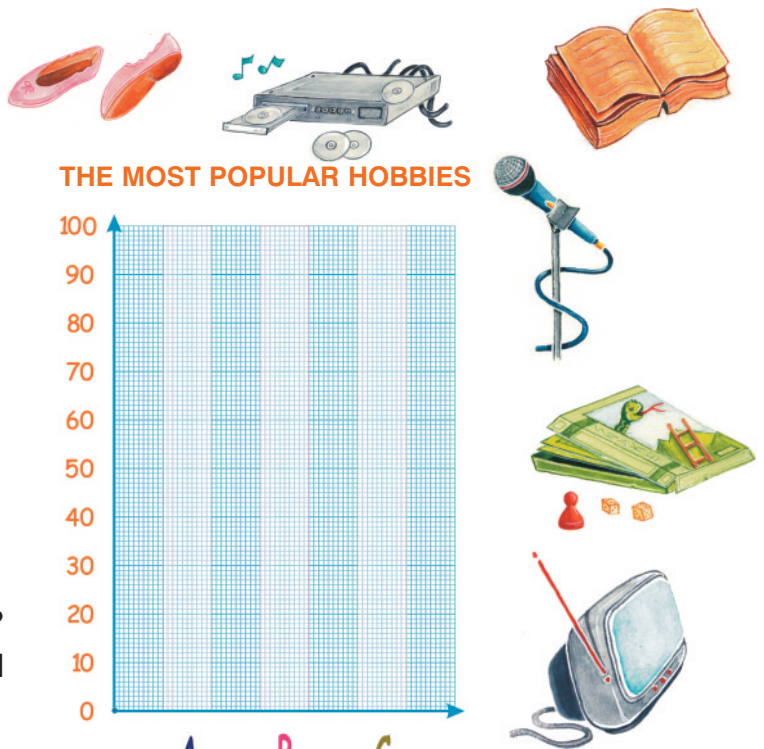
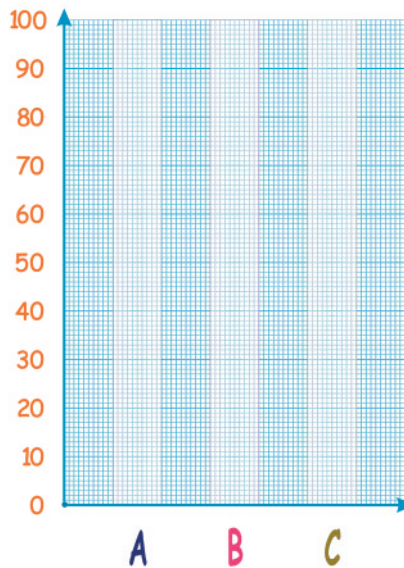
6 Listen and tick

Listen to the information about these children's hobbies and put a ✓ or a ✗ in the correct boxes:

- 1. Lila likes listening to music
- 2. Sheila likes singing
- 3. Philip doesn't like watching TV
- 4. Harry likes playing board games
- 5. Sarah doesn't like dancing ballet
- 6. Ted doesn't like reading books

Which of these hobbies do you like? Carry out a mini class survey and find the three most popular hobbies.

THE MOST POPULAR HOBBIES



7 Let's play!

Pantomime: 'What do you like?'



Play the game in 2 groups. One pupil from each group comes to the board and mimes a hobby. The other group tries to guess the hobby. If they guess correctly, they win one point. At the end of the game, the group with the most points is **the winner**.



You can choose among the hobbies on pages 25 and 26 or you can mime another hobby. Can your classmates find it? To find the hobby, ask: "Do you like.....?" To answer, say: "Yes, I do" or "No, I don't".

Can you think of other hobbies and mime them?



Remember!	I like (cycling) but I don't like (playing basketball)
	Do you like (playing football?) - Yes, I do/No, I don't
	Kostas/Maria likes (swimming) but he/she doesn't like (sailing)

Lesson 3:

The Olympic Games

Crosscurricular Project



Project 1: Work in groups. Make small posters with pictures of ten Olympic sports. You can use photos from magazines or draw your own pictures. Write the name of the sport under its picture. Try to find names of athletes who are famous for doing these sports. You can find information in books or on the website of the Olympic Games, www.olympic.org, and you can download booklets with photos and information from the site of the Olympic Studies project of the Ministry of Education (Πρόγραμμα Ολυμπιακής Παιδείας, ΥΠΕΠΘ) at http://olympiakipaideia.instore.gr/index_gr.htm.

Look at these examples:



Weightlifting
Pyrros Dimas



Hurdling 400 m.
Fani Halkia



Long Jump
Konstantinos Tsiclitiras



Marathon
Spyridon Louis

What do you know about these sports? Find information about them and write it in your poster. You can write about the number of the players, the country where this sport is popular, what you need to play it.

Project 2: Work in groups. Look in your History book and see if there are Olympic sports in Ancient Greece that are Olympic sports of today. Find information on how Ancient Greeks did these sports and talk about the differences between then and now. You can visit the site about the Olympic Games of the Ministry of Culture at <http://odysseus.culture.gr/a/1/11/ga110.html>, or that of the Foundation of the Hellenic World (Ίδρυμα Μείζονος Ελληνισμού) at <http://olympics.ime.gr/>.

▶▶ Idea!

You can ask your Physical Education teacher to organize 'School Olympic Games'. Maybe you can be a gold, silver or bronze medallist!



Μπορείς να πας στο **glossary** και να συμπληρώσεις τις σημασίες των καινούργιων λέξεων στα Ελληνικά και στο **grammar corner** για να δεις τη γραμματική αυτού του κεφαλαίου.