

LESSON 1: Let's go to the zoo!

LESSON 2: In the wild!

LESSON 3: Let's go green!

UNIT 4 Ecofriendly!



In Unit 4 you will...

READ

- advertisements of places
- signs and notices
- descriptions of animals from a zoo guide book
- an article on global warming

PRACTICE VOCABULARY RELATED TO

- zoo
- animals, their food & habitats
- environment
- collocations

PRACTICE THE USE OF

- imperative
- if-sentences
- can/can't to express ability
- must/mustn't

WRITE

- a paragraph about what a friend can do in his/her free time
- an article about your favourite animal
- an e-mail with advice about the protection of the environment

Lesson 1



Reading

What can we do this weekend?

Task 23 - p.125-6

1 Read the advertisements (a-d) and match them with the people (1-3). There is an extra advertisement you don't need to use.

a.

Visit the city park. Kids can play on the grass and you can have a cup of coffee at our cozy café!

b.

The new shopping centre has just opened! You can find anything here, from clothes and shoes to toys and computers!

c.

SPECIAL PERFORMANCE TONIGHT FOR OUR YOUNG FRIENDS
Buy two tickets and get one free!

d.

Buy one weekend ticket and see all Harry Potter Movies! Lots of things to do before and after the film! All restaurants and cafés are open 24 hours a day.



Adam is 13. He likes singing and dancing with his friends. They want to go out together but they can't go to very expensive places.

1.



The Robertsons have two young children. They want to have a quiet afternoon in the sun.

2.



It's Christmas Eve and Jenny and her mum want to buy some more presents for their friends and relatives.

3.




Let's go to the zoo!



Vocabulary Link

Signs and notices

2 Match the pictures (1-5) with the signs (a-f). There's an extra sign you don't need to use.



Lesson 1

Collocations

3 Circle the right word.



Task 24 - p.126

e.g. Mark works at the zoo without getting any money. He is a volunteer guide.

- The green footprint place/trail takes you to the centre of the zoo.
- If you lose your bag/way, ask for it in the Lost Property Office.
- I am waiting for you at the zoo map/entrance.
- The children are playing in the playground/first aid post.
- Let's look at the map and find/make our way around.



Grammar Link

Imperative/If-sentences (1)

4 Match the sentences (1-2) with the examples (a-b) to form the rules.




- | | |
|--|--|
| 1. You tell someone what to do. | a. Don't feed the animals. |
| 2. You tell someone what not to do. | b. Use the telephone near the main entrance. |

5 Put the words in the correct order.



- tap/ glass/ on/ don't/ the
.....
- volunteers /one /ask /the /to /the /show /of /you /way
.....
- the /keep /clean /area
.....
- loud /don't /noises / make
.....
- the /find /the /information /more /animals /on /about /Internet
.....



6 Look at the example and complete the rule.



If you *love* sea animals, *visit* / *you can visit* the local aquarium

If + Present Simple → or

Let's go to the zoo!

7 Match the phrases 1-6 with a-f.



- | | |
|--------------------------------|-------------------------|
| 1. Not have enough money - | a. find a phone box |
| 2. Want to make a call - | b. search the Internet |
| 3. Like animals - | c. call the vet |
| 4. Enjoy learning new things - | d. not feed the animals |
| 5. Visit the zoo - | e. become a vet |
| 6. see a sick animal - | f. pay by credit card |

1	2	3	4	5	6
f					

8 Look at task 7 and write if-sentences for your friends who want to visit the zoo.

Task 25 - p.126



e.g. *If you don't have enough money, you can pay by credit card.*
 OR *If you don't have enough money, pay by credit card.*

1.
2.
3.
4.
5.
6.

Writing

If you have free time this weekend, ...

9 Write a short paragraph about what your partner can do if s/he has free time this weekend. Then exchange paragraphs with your partner and see if you agree.

Tick what s/he can do:

- at home (tidy my room, watch TV etc.)
- with his/her family (go out, visit relatives etc.)
- with his/her friends (go to the cinema, have a party etc.)

If you have free time this weekend, you can

.....

.....

.....

.....

.....

Lesson 2



Reading

Animals

- 1 Read the descriptions of the animals (1-5) from a zoo guidebook and match them with the photos. There's an extra photo you don't need to use.



tiger



panda



shark



zebra



elephant



camel

1. It's got black and white stripes. It eats grass and bushes. Generally, it prefers long grass. It's 1.40m tall and weighs 380 kilos.
2. It's the largest mammal on earth. It lives in Africa and Asia. It eats different kinds of plants and drinks lots of water. It sometimes helps people carry wood. It's about 3m tall and weighs 5000 kilos.
3. It belongs to the cat family. It is 1.2m tall and lives 20-25 years. It eats deer and other animals.
4. It is a bear-like animal. Its fur is black and white. It lives in Asia and eats stems and bamboo leaves. It weighs about 100 kilos. There are very few of them all over the world.
5. It lives in the sea and attacks when it's hungry. It eats penguins, dolphins and other sea animals. When it's very hungry, it can eat humans!

In the wild!



Vocabulary Link

Animals, food & habitats

2 Write the words in the box in the right column. Then add some more.



jungle	teeth	forest	grass	rabbit	shark	skin	giraffe	
jaws	cave	snake	tiger	horn		horse	crocodile	
	plants	sea	cow	goat	sheep	river	bushes	leaves

wild animals	farm animals	habitats	food	parts of body
		jungle		

Collocations

3 Choose the correct answer.



e.g. Polar bears can ...c... in the snow.

- | | | |
|----------|----------|---------|
| a. teach | b. weigh | c. hide |
|----------|----------|---------|
- Chimpanzees can sign language.

a. use	b. speak	c. talk
--------	----------	---------
 - These animals can their food in the water from very far away.

a. hide	b. smell	c. look
---------	----------	---------
 - People kill elephants so elephants are in

a. cold water	b. danger	c. the snow
---------------	-----------	-------------
 - Brown bears more than 600 kilos.

a. smell	b. stand	c. weigh
----------	----------	----------
 - Bears till March.

a. hibernate	b. eat	c. hunt
--------------	--------	---------
 - Wolves usually hunt in a family

a. pet	b. group	c. pack
--------	----------	---------
 - The timber wolf can go food for a long time.

a. out	b. without	c. with
--------	------------	---------

Task 26 - p.127

Lesson 2



Grammar Link

can/can't - ability

4 Complete the tables.



Affirmative		Negative		
		Full Form	Short Form	
I can	swim.	I cannot drive	basketball.
.....		You can't drive	
.....		He cannot drive	
She can		She can't drive	
It		It cannot drive	
We can		We can't drive	
.....		You cannot drive	
.....		

Interrogative		Short Answers	
Can I	speak German?	Yes, you can./ No, you can't.	
..... you		Yes, I can./.....	
Can he		
..... she		
Can it		
..... we		
Can you		
..... they		

5 Fill in the sentences to complete the rules.




- We use to talk about our abilities.
- The negative form of 'can' is or

6 Match the sentences (1-5) with the pictures (a-e).



- I can sleep for months.
- I can't live in cold water.
- I can use sign language.
- I can carry heavy things with my trunk.
- I can't live in a jungle.



In the wild!

7 Complete the table about you and your friends and then write sentences.
Use *can* or *can't*.



	swim	use sign language	climb tall trees
John	✓	✓	✗
You			
Your friend			

e.g. *John can swim and use sign language but he can't climb tall trees.*

.....

.....

.....

.....

.....

Communication

8 Fill in the dialogues. Use words from the Language Bank on page 49 in the student's book. Then act them out with your partner.



1. People kill animals. I that's worrying.
What do you think?

I ! You're right!

2. I think giraffes are
.....you

I don't agree. They don't look funny to me!

Lesson 2

In the wild!




Writing

A newspaper article

- 9 Write an article about your favourite animal for the school newspaper and draw its picture or stick a photo.
- ☆☆☆

OUR SCHOOL newspaper

MY FAVOURITE ANIMAL



..... live in

They' ve got

They like eating

They can

I like because

.....

Lesson 3

Let's go green!



Reading

English/Greek words

- 1 Read this article on Global Warming and match the pictures with the things you can do for the environment (1-6).
☆☆



GLOBAL WARMING

TEEN newspaper

Global warming is a big problem, but there are many little things we can do to make a difference and reduce the greenhouse gases that pollute the atmosphere.

Many greenhouse gases come from things we do every day. These gases trap energy in the atmosphere and make the Earth warmer.

Here are some things you can do to help:



1. Carpooling can save energy. Instead of four people driving four cars to work, they can ride together in one car.
2. Turn off the TV, the computers and the lights when you don't need them.
3. When you buy, buy cool stuff. There are some products -certain cars and stereos, for example- which don't use much energy.
4. Walk, ride your bike or take the bus. It saves energy.
5. Plant trees. They absorb carbon dioxide from they air.
6. Solar energy is energy that comes from the sun. Use solar energy to heat homes, buildings and water.

adapted from <http://www.epa.gov/globalwarming/kids/difference.html>

Lesson 3



Vocabulary Link

The environment

2 Put the words in the box in the right bin.



old school books	clothes	wine bottles	cola cans
whisky bottles	newspapers	jars	food
comics	beer cans	coffee tins	baby food jars



old school books

3 Match the words (1-5) with their meanings (a-e).



1. recycle	a. put things in the bin
2. go green	b. put things into groups
3. shopping spree	c. time you go shopping and buy lots of things
4. throw away	d. do things that help the environment
5. sort	e. collect glass, paper etc. in special places and use them again

Collocations

4 Circle the correct collocation.



- I've got some extra pocket money. Let's go **on/in** a shopping spree.
- Take these old newspapers to the recycling **bin/park**.
- You can **save/pick** up water if you turn the tap off.
- Many people **drop/cut** down trees to build new houses.
- Don't **throw/use** away old books.
- Let's **protect/kill** endangered animals.

Task 27 - p.127

Let's go green!



Grammar Link

must/mustn't

5 Match the sentences (1-2) with the examples (a-b) to complete the rules.



- | | |
|--|------------------------------|
| 1. You tell someone what to do. | a. You mustn't kill animals. |
| 2. You tell someone what not to do. | b. You must protect animals. |

6 Look at the pictures and write 'Green Rules'. Use ideas from page 51 in your student's book.



You mustn't waste water.
e.g. *You must save water.*



1. We mustn't kill animals.



2. We must plant trees.

.....
.....



3. We mustn't drop litter.

.....
.....



4. We must use bicycles.

.....
.....

7 Write classroom rules. Use *must* or *mustn't*.



e. g. be rude to your teachers/be polite to them
You mustn't be rude to your teachers. That's right. You must be polite to them.

1. talk with your partner/listen to the teacher

2. throw rubbish on the floor/ put it in the bin

3. write on the walls/ write in your notebooks

4. bring food and drinks in the classroom/bring your homework

Lesson 3

Let's go green

8 How can we make every day a Green Day? Use the phrases from the box to complete the sentences (1-6). Have you got any other ideas?



Turn off	1..... away things you can recycle.
Use	2.....the tap when you brush your teeth.
Don't throw	3..... up the beach.
Clean	4..... the rubbish from the park near your school.
Collect	5..... the same plastic bags again and again.
	6..... the lights when you go out of a room.

9 Now use the ideas from task 8 and write suggestions. Use the phrases from the box. Talk about them with your partner.



We can Another good idea is to Why don't we

Let's I think we must / mustn't..

.....

.....

.....

.....

.....



Writing

This is what you can do!

10 Some Spanish friends of yours are organizing an eco team at their school. You are in the eco team of your school. Send them an e-mail with some 'Green ideas'. Think about:



- The environment
- The animals
- Life at home

Tip!

Make your e-mail interesting by using different language structures from Unit 4.

.....

.....

.....

.....

.....

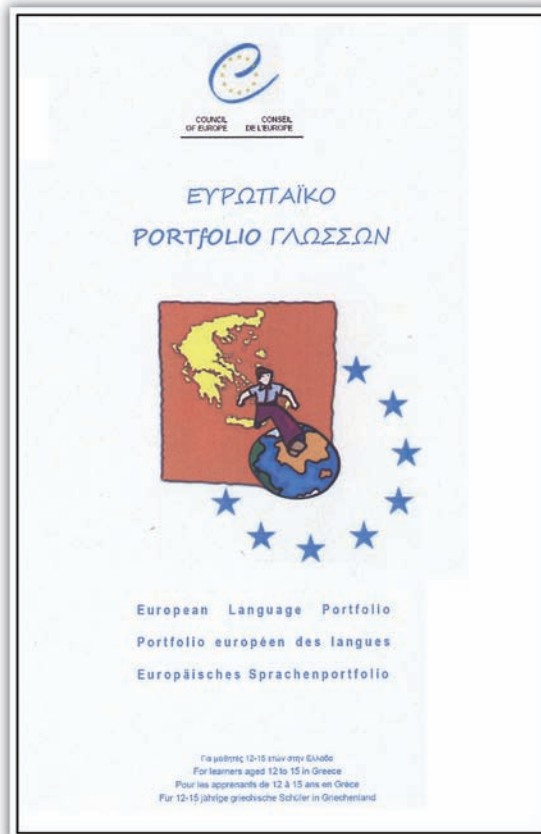
UNIT 5

Teens in action!

LESSON 1: It's on the notice board!

LESSON 2: A weekend away!

LESSON 3: In my free time I learn English!



In Unit 5 you will...

READ

- students' notes
- an advertisement for a sports camp
- a quiz about learning styles

PRACTISE COLLOCATIONS & VOCABULARY RELATED TO

- school clubs
- sports and activities
- collocations

PRACTISE THE USE OF

- Present Continuous
- Present Continuous vs. Present Simple

WRITE

- an e-mail about school clubs
- an advertisement for a summer camp

Lesson 1



Reading

Extra- curricular activities

- 1 Read the notes (1-4) and match them with the school clubs.
 ☆☆ There's an extra club you don't need to use.

Task 28 - p.128

SPORTS CLUB

ECO CLUB

DRAWING CLUB



COOKERY CLUB



PHOTOGRAPHY CLUB

John,
 I have to go! Sorry I can't wait for you. I'll see you at the tennis court. We are playing at 6.00pm.
 Be there!
 Mark

1

Helen,
 Would you like to see some really good photos of wild animals? There's a photo exhibition outside the school canteen. Two of the photos are mine. Can you spot them?
 See you!
 Lydia

2

Viviana, hi!
Can you do me a favour? We are doing a school project on international cuisine and I need to find a couple of recipes. Can you ask your granny about the way she makes that delicious spinach pie?
 Thanks
 Diana

3

Michael,
 Can you call Paul? He wants to draw your portrait for a competition.
 Bye
 Mum

4

It's on the notice board!

2 Read the notes again and find who or what the words in bold refer to.



e.g. He wants to draw Michael's portrait. *Paul*

1. **They** are meeting at the tennis court at 6.00pm and
2. **Her** granny knows how to make a tasty pie
3. **She's** got two photos of wild animals in the exhibition
4. The wild animal photo exhibition is outside **this**
5. **She** is doing a cooking project







Vocabulary Link

School Clubs

3 Write the words in the correct column. Can you add two more words in each column?



crayons delicious pencils vocals healthy team snacks
 trainers instruments art teacher band vegetarian
 semi-finals ballad portrait match

COOKING 	DRAWING 	MUSIC 	SPORTS 

Collocations

4 Find the collocations and then use them to write sentences.



1. good	a. a rock ballad
2. look	b. for my pen
3. give	c. a practical joke on my best friend
4. play	d. in my homework
5. write	e. at cooking

.....

Lesson 1



Grammar Link

Present Continuous

5 Complete the tables.



Affirmative		Negative	
		Full Form	Short Form
I am eating	I'm eating	I not eating	I'm not eating
You are eating	You aren't eating
.....	He's	He is not eating
She is	She isn't eating
It
We are eating	We are not eating
You	You're eating	You are not eating
They	They.....

a sandwich.

Interrogative		Short Answers
..... I eating	a sandwich?	Yes, you are./ No, you aren't.
Are you eating		Yes, I am./ No, I'm not.
Is he eating	
..... she		Yes, she is. No, she isn't.
..... it
..... we
Are you
..... they eating	

6 Match the examples (a-d) with the spelling rules (1-3).



EXAMPLES	SPELLING RULES
a. drive → driving	1. Verbs ending in consonant + e, drop -e and take -ing, e.g.
b. sit → sitting	2. Verbs ending in -y, keep the -y and take -ing, e.g.
c. tidy → tidying	3. Verbs ending in consonant + vowel + consonant, double the final consonant, e.g.
d. play → playing	

Can you find more examples in your student's book (page 59) and make a list?

It's on the notice board!

7 Write the verbs in *-ing* form.



e.g. play *playing*

1. make
2. send
3. go
4. tidy
5. chew
6. sit
7. run
8. visit
9. come
10. study.

8 Write the verbs in brackets in the correct form of Present Continuous to complete the sentences.



Task 29 - p.128



e.g. Listen! Paul *is playing* (play) the drums.

1. My dad (write) an e-mail at the moment.
2. The children (study). Don't make noise.
3. (you / go) shopping? No, I'm not.
4. Where's mum? She (cook) in the kitchen.
5. I (not / wear) a red T-shirt at the moment.
6. (your teacher / sit) on her chair?

Lesson 2 A weekend away!



Reading

Extreme Sports Camp

1 Read this advertisement and complete the sentences.

Task 30 - p.129



EXTREME SPORTS CAMP

- 7:30 - WAKE-UP
- 8:00 - BREAKFAST
- 9:00- MORNING SPORT ACTIVITIES**
- 12:00 - LUNCH
- 1:00- FREE ACTIVITIES**
- 6:00 - DINNER
- 7:00- EVENING SPORT ACTIVITIES**
- 9:00 - BACK TO THE CAMP
- 9:30 - LIGHTS OUT

Both the Extreme and California Soccer camps take part in the **Evening Activities:** Ice Skating, Ropes Course, Mini-Golf, Ultimate Rush Giant Swing



More than just a summer camp, it's a cultural experience

Our campers come from all over the world for fun and to improve their English... so watch your language! (France, Italy, Greece, England, Russia, Indonesia, China, Taiwan, Japan, Brazil, Costa Rica, Turkey, and South Africa are just some of the countries kids come from)

Think of the great pen pals you can meet from all over the planet!

Visit our site at <http://www.800procamp.com> and find out about all the sports we offer!

adapted from www.800procamp.com

1. The Camp programme starts at every morning.
2. There are activities times a day.
3. You have to be back to your tent at because they turn out at 9.30.
4. There are campers from many different
5. Kids come here to have and improve their
6. You can find new at our camp.

Lesson 2



Vocabulary Link

Sports and activities

2 Write the sports and the activities under the pictures.



Task 31 - p.130



1.



2.



3.



4.



5.



6.



7.



8.

Collocations

3 Match the phrases 1-10 with a-j.



- | | | |
|----------------|-------------|---------------------------|
| 1. watch |c..... | a. spaghetti |
| 2. adventurous | | b. white-water rafting |
| 3. drive | | c. a football match on TV |
| 4. eat | | d. the bed |
| 5. make | | e. for a test |
| 6. study | | f. the dog for a walk |
| 7. water | | g. a car |
| 8. take | | h. a high wall |
| 9. go | | i. the plants |
| 10. climb | | j. type |

4 Use the phrases from task 3 to complete the sentences 1-5. Make any necessary changes to the forms of the verbs.



- For the there are lots of extreme sports to choose from.
- Tim is in the living room. He is..... right now. His favourite team are playing against Liverpool.
- We are in maths at the moment.
- Your garden is beautiful! How often do you ?
- My room is usually tidy but I sometimes forget to

A weekend away!



Grammar Link

Present Continuous vs. Present Simple

5 Complete the sentences 1-5 with every day or at the moment

★ e.g. Ronald is writing a new book *at the moment*.

1. Lots of tourists arrive at our hotel
2. Nick and Ted are rollerblading
3. Mum is making some orange juice
4. I don't see my friends
5. Our neighbours go walking



6 Put the words in the correct order to write sentences.

★★★ e.g. every/Tom/basketball/plays/day
Tom plays basketball every day.

1. are/we/for/a/looking/guitarist/

2. not/granny/does/go/my/shopping/at/weekend/the

3. are/preparing/the/you/a/exhibition/at/photo/moment/?

4. sends/every/he/twenty/day/text messages/



7 Write the verbs in brackets in the correct form of Present Simple or Present Continuous.

★★★

e.g. My parents *don't like* (not / like) dangerous sports.

1. Magda (sing) at a concert right now.
2. (your dad / go) fishing at weekends?
3. The Campus instructors always (help) beginners.
4. Look at Tom and Mary! They (not / wear) their seatbelt.
 That's dangerous!
5. What are you doing here? I (wait) for Sarah.
6. (you / do) judo on Mondays?

Task 32 - p.130

Task 33 - p.131

Lesson 2

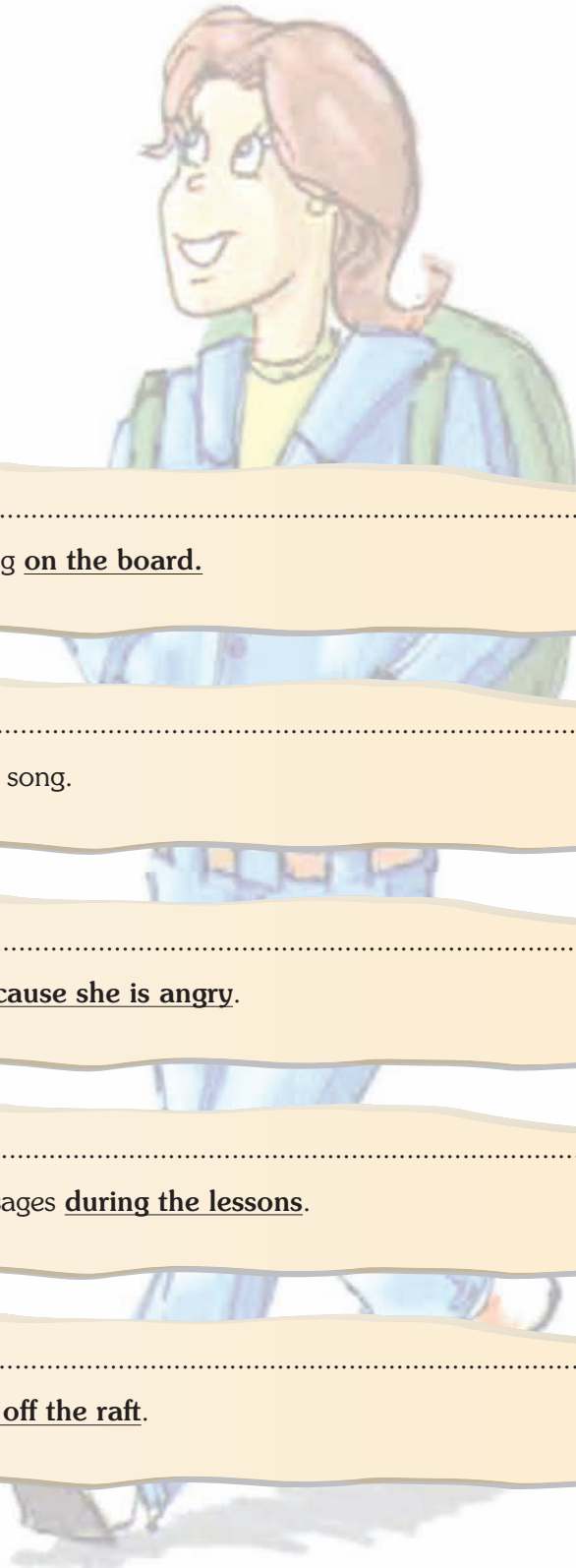
8 Look at the example and change sentences 1-5 into questions.

Task 34 - p.131



e.g. What *does Hilary usually wear at school?*

Hilary usually wears **blue jeans** at school.



1. Where.....
The teacher is writing **on the board**.

2. Who
Cliff is singing a rap song.

3. Why
Mum is shouting **because she is angry**.

4. When
Tom sends text messages **during the lessons**.

5. What
Emma wants **to get off the raft**.

A weekend away!



Writing

Summer Camp Advertisement

9 Write an advertisement for your favourite summer camp for your school notice board.



- Find a name for it.
- Say where it is and what kids can do there. Give the daily programme.
- Stick a photo and describe what the kids are doing under the photo.

Lesson 3 (Review)



Reading

Learning styles

- 1 Read the sentences and tick the ones which are true for you. Are you a one-type learner or a mixture?
☆☆

How do you learn best?

There are three main types of learner but many people are not one type. They combine different learning styles.

VISUAL learners learn best by seeing things.

- I remember something better if I write it down.
- When I read something, I make a picture of it in my head.
- I can't do my homework if there is noise around.
- I'm good at reading maps and charts.




AUDITORY learners learn best by listening to things.

- I remember something better if someone says it to me.
- When I study, I say things aloud.
- When I buy something new such as a mobile, I like someone to tell me how to use it.
- I like speaking activities such as interviews.



KINESTHETIC learners learn best by doing things.

- I remember something better if I do it.
- I don't like sitting on a chair when I study. I prefer walking around the house.
- When I buy something new such as a mobile, I never read the instructions. I find out how it works by trying it.
- I'm good at PE and sports. ...



In my free time I learn English!

2 Write down what you do to learn new things and give examples. Then talk about them with your partner.



e.g. *I remember things better if I write them down. That's why I write down new words in my notebook.*

.....

.....

.....

.....

.....

.....



Vocabulary Link

3 Read the clues and do the crossword puzzle.



1 2 3 4 5 6 7 8 9 10 11 12 13 14

1														
2														
3														
4														
5														
6														

ACROSS	DOWN
1a. magazines	6. warm and comfortable
1b. plates, cups and glasses	13. water comes out of it
2. a short trip for pleasure	
3. two weeks	
4. friends	
5. a friend you send e-mails to	
6a. television	
6b. you put your head on it when you sleep	

Lesson 3 (Review)

Dictionary Work

4 Put the words in alphabetical order.



1. notice board
2. delicious
3. ticket
4. portrait
5. pencil
6. interesting
7. information
8. guitar
9. gum

Collocations

5 Choose the right word to fill in the gaps.

Task 35 - p.131



organise travels diary surprise dictionary practise subtitles tablecloth

- I often use an English-English when I want to find the meaning of a word.
- My dad is a pilot. He..... abroad at least once a week.
- My sister often watches her favourite DVD without
- Molly keeps a in English so that her mum can't read her secrets.
- I my English with tourists in summer.
- Can you put the over the table? Dinner's ready.
- Let's a party for John!



Grammar Link

Present Simple vs. Present Continuous

6 Write questions and answers.



e.g. Martin /eat a hamburger/now?

a yoghurt

Is Martin eating a hamburger now? No, he isn't. He's eating a yoghurt.



In my free time I learn English!

- 1. you / play board games/ in Greek? in English
.....
- 2. Anna/ get up at 7.00/ every morning? at 7.30
.....
- 3. Daniel/ play computer games/ at the moment? Game Boy
.....
- 4. the café /open/ at weekends? only on weekdays
.....
- 5. Andy/swim/in the pool/now? in the sea

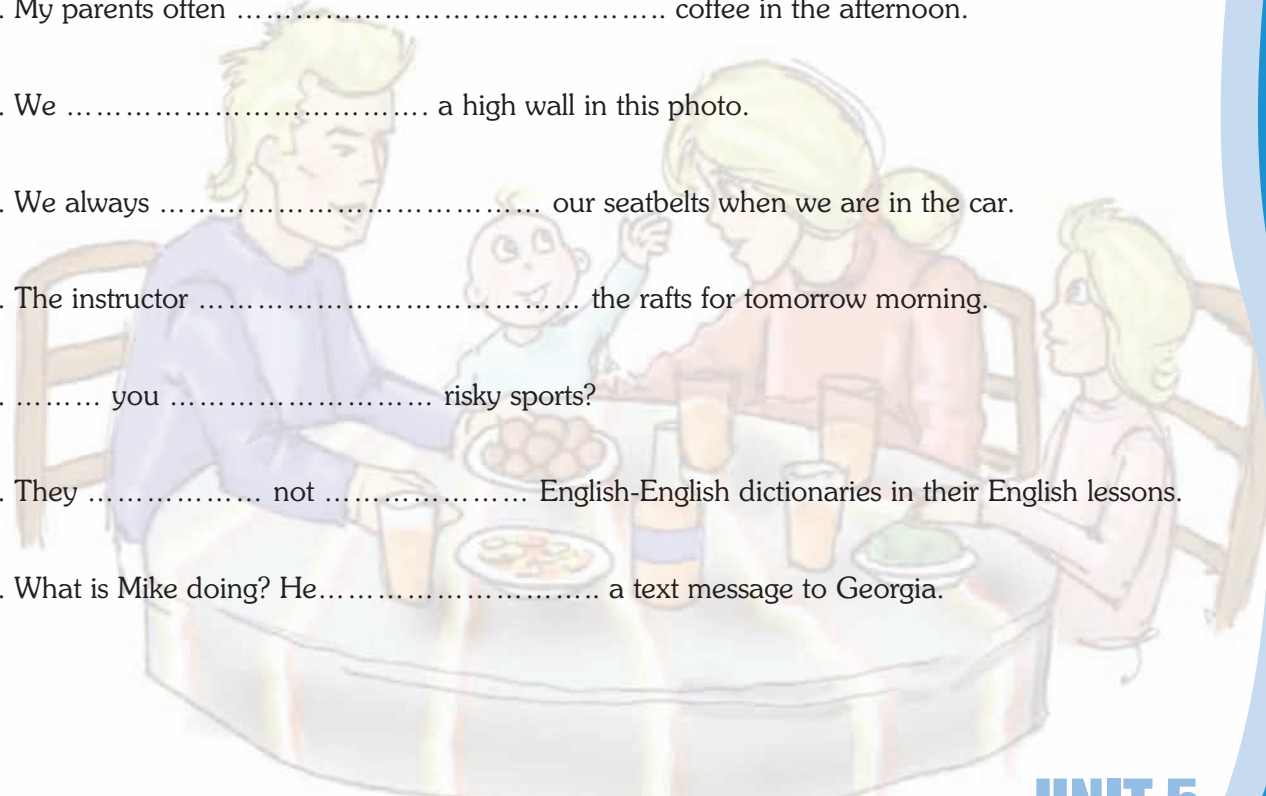
7 Use the following verbs in Present Simple or Present Continuous to complete the sentences 1-8.
☆☆

Task 36 - p.132

- | | | | |
|------|-------|------|-------|
| like | write | wear | drink |
| have | climb | use | check |

e.g. *I'm having lunch at a restaurant with my family at the moment.*

- 1. My parents often coffee in the afternoon.
- 2. We a high wall in this photo.
- 3. We always our seatbelts when we are in the car.
- 4. The instructor the rafts for tomorrow morning.
- 5. you risky sports?
- 6. They not English-English dictionaries in their English lessons.
- 7. What is Mike doing? He..... a text message to Georgia.



Lesson 3 (Review)



Writing

Error Correction

8 Correct the mistakes in the sentences 1-5 and write them again.



1. Are you **intrested^{SP}** in joining our basketball team?

.....

2. I like **very much^{WO}** drawing.

.....

3. There **are^{GR}** a school concert in two months.

.....

4. **Do you prepare^{WT}** a photo exhibition this year?

.....

5. They **do^{WW}** swimming twice a week.

.....