

# UNIT 2

## All about us!

**LESSON 1: Hello, there!**

**LESSON 2: A collection of thimbles!**

**LESSON 3: Feel at home!**



Can you match the links (1-3) with the photos (A-C)?

1. This is my neighbourhood.  
Do you like it?

2. Friends from around the world.

3. My souvenirs from all over the world

**A**

**B**

**C**

In Unit 2 you will...

**READ**

- teenagers' profiles
- an extract from a novel for teenagers
- teenagers' texts about their favourite possessions
- a student's e-mail about her neighbourhood
- signs and notices

**LISTEN TO**

- descriptions of collections
- a student's description of her neighbourhood

**LINK TO**

- Geography • Physical Education (PE) • Literature • Art

**TALK ABOUT**

- yourself, your family and friends
- your room
- the room in a painting
- things you have got in your bag
- your ideal neighbourhood
- differences in drawings of neighbourhoods

**WRITE**

- your profile for the e-notice board
- a text about your favourite possession
- an e-mail about your neighbourhood

# Lesson 1



## Reading

Task 1- p.160-3

1 *We're in Magda's classroom in Nafplio, Greece. Students are looking at an e-notice board. Can you answer these questions?*

- What are your hobbies?
- Have you got a large family?
- What's your favourite language?
- Are you good at maths?



2 *Student A: Read about Magda or Pablo on page 9 and complete a Profile Card for him or her. Then, tell your partner about your new friend.*

*Student B: Read about Jennifer or Antonio on page 9 and complete a Profile Card for him or her. Then, tell your partner about your new friend.*

Name: \_\_\_\_\_  
 Hometown: \_\_\_\_\_  
 Brothers or sisters: \_\_\_\_\_  
 Age: \_\_\_\_\_  
 Likes: \_\_\_\_\_

Name: \_\_\_\_\_  
 From: \_\_\_\_\_  
 Lives in: \_\_\_\_\_  
 Brothers or sisters: \_\_\_\_\_  
 Favourite language: \_\_\_\_\_

### Tip!

Speak English with your partner. Don't worry about mistakes. Practice makes perfect!

### Language Bank

My new friend is ...  
 He/She's from ...  
 He/She's got ...  
 His/Her favourite ...  
 He/She likes ...

3 *Find the kids' countries and hometowns on the map, in the Appendix, page 142. Which of these kids do you want to meet? Why?*




# Hello there!

Yahoo! - Microsoft Internet Explorer provided by DTEnet  
www.thinkteen.com

Make Y! your home page Shopping: 50% Off Cameras, Cell Phones, GPS


Home May 25, 2008 Page Options


## FRIENDS FROM AROUND THE WORLD



Hello! I'm Magda from Nafplio, Greece. I'm 12 years old and I'm in the first grade of Junior High school. I'm an only child, but it's OK. I've got lots of friends. I like dancing and I love musicals! My favourite one is 'Cats'. It's English. What are your hobbies?


Hi! I'm Pablo and I'm 13. I'm Portuguese and I live in Lisbon. I've got a brother, Marco. He's 10. We play football in the school football team. Our coach says we're very good. What's your favourite sport? At school, I love biology but I'm not very good at maths. I don't like it. Are you good at maths?





Hi, there! My name's Jennifer but my friends call me Jenny. That's my nickname. I'm from Cambridge, a city in the east of England. I study Spanish at school. It isn't difficult. I love it! My sister, Mary, hates it. What's your favourite language?

Hello everyone! I'm Antonio and I come from Italy. I live in Florence, with my parents and my twin sister. Her name is Rita. I speak Italian and English. I love English because it's easy. Have you got a large family?



Start Yahoo! - Microsoft Int... 18:07

# Lesson 1



## Vocabulary Link

### Sports & Activities

1 Have a look at the leaflets of two sports centres. What sports can you do in each one? Choose from the list and add on the leaflet. Then listen and check.



I'm quite sporty.  
Are you?

### SHAPE SPORTS CENTRE

148 Park Rd NW8

1. ....

2. ....

3. ....

4. ....

For more information,  
call 020 8757 5500

### Fitness Center

47 Elizabeth St SW1 (020 7259 9003)

5. ....

6. ....

7. ....

8. ....

Opening hours: 9 am - 10 pm  
(Mon - Sat)

### Word Bank

- judo
- cycling
- volleyball
- athletics
- swimming
- windsurfing
- weightlifting
- rhythmic gymnastics
- basketball

2 Which sports centre is good for you? Why? Listen to the example.

I like basketball and weightlifting.

Well, then Fitness Centre is good for you.

# Hello there!

## Geography

3 Antonio's class are doing geography. Do this geography quiz. Then, play the guessing game.

**Card A**  
 Which language is spoken by most people in the world? Put them in order (1 - 6).

<input type="checkbox"/> English	<input type="checkbox"/> Spanish
<input type="checkbox"/> Russian	<input checked="" type="checkbox"/> Chinese
<input type="checkbox"/> French	<input type="checkbox"/> German

*Tip! Check in a geography book!*



Can you speak Chinese?




**Card B**  
 Find these cities on the map. Then, choose a city and play a guessing game with your partner.

Are you from Paris? No, I'm not.  
 Are you from Beijing? Yes, I am.  
 So, you're Chinese and you speak Chinese.

*Tip! Look at the map in the Appendix, page 142*

Paris  
 Beijing  
 Canberra  
 Amsterdam  
 Ankara  
 Rio de Janeiro

 **Grammar Link**

### The verb 'to be'

1 Study the sentences and answer the questions in the grammar tables.

• I'm 12 years old.	• Jennifer's English.
• Are you good at maths? Yes, I am. / No, I'm not.	• We're twins.
• Spanish isn't difficult.	• That's my nickname.

What are the 3 forms of 'to be'?

... / is / ...

Look at the examples and write:

a question.....

a negative sentence .....

What do you notice? What are the short answers?

see Grammar Appendix, page 145

# Lesson 1

# Hello there!

2

Tell your partner a few things about you. What do you want to talk about? Write key words on the cards.

e.g. Name ✓: Vicky Age ✓: 13

Name.....  
 Country.....  
 Hometown.....

Age.....  
 Family.....  
 Languages.....

Now tell the class about your partner.

Favourites.....  
 other.....

Hello! I'm Vicky and  
 I'm 13 years old.....



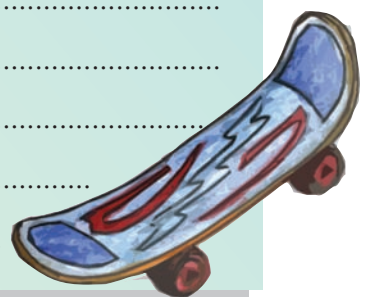
Writing

This is me!

1. You want to take part in the 'THINK TEEN AROUND THE WORLD' programme. Write a short paragraph about you for the e-notice board. Use your notes from Task 2.
2. Write your 1st draft about you. The reading texts in this lesson can help you.
3. Exchange drafts with your partner. Make comments.
4. Write your 2nd draft.

This is me!

.....  
 .....  
 .....  
 .....  
 .....  
 .....  
 .....  
 .....  
 .....  
 .....  
 .....  
 .....  
 .....  
 .....





# Lesson 2

## A collection of thimbles!


We are in Jennifer's school, in Cambridge. What is the class talking about? Look at the bubble and say.



Have you got something you really love? What is it?

 **Listening**

1 These are some of the students' favourite possessions. What are they? Match pictures (a-f) with the words (1-6) from the Word Bank.



**Word Bank**

1. a computer	4. a puppy
2. coins	5. earrings
3. a thimble	6. shells

2 Listen to John, Mike, Jennifer and their teacher, Miss Baker. Tick (✓) their favourite possessions. Choose from the pictures (a-f) in Task 1.

3 Do you remember who is who? Listen again and write each person's name.

- Who's got key pals? .....
- Who's an only child? .....
- Who's got souvenirs from different places? .....
- Who's got a special case for a collection? .....
- Who's got some rare things? .....

**Task 2- p.164**



# Lesson 2



## Vocabulary Link

### Adjectives

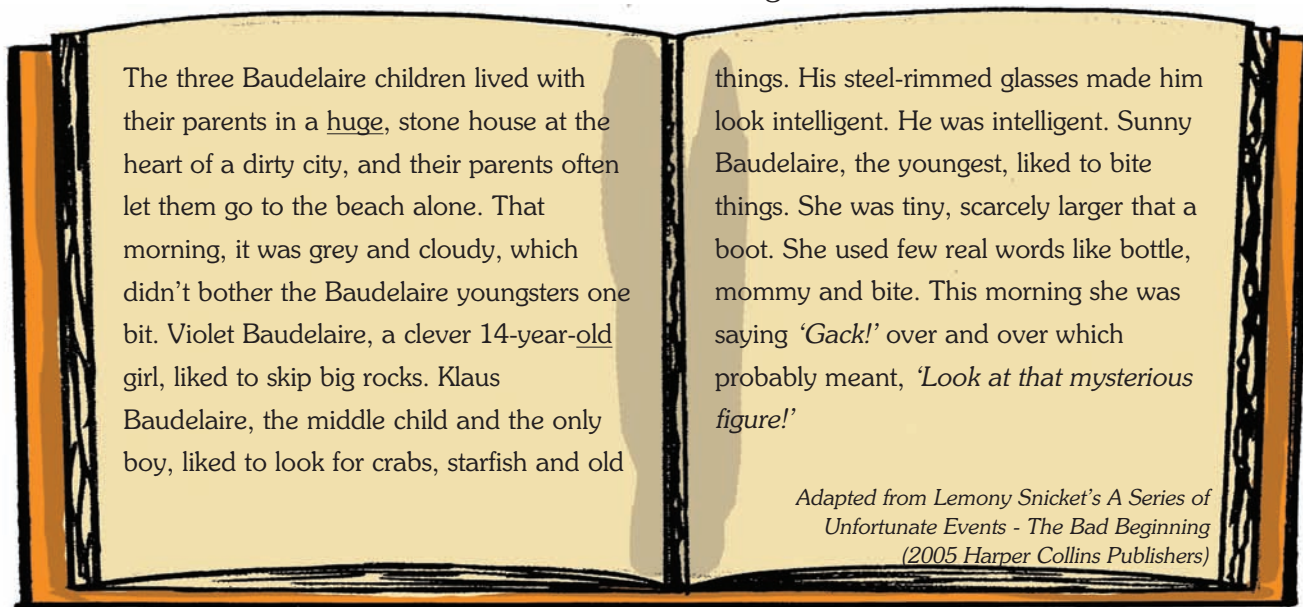
Task 3- p.164

1 What do the adjectives in columns (1-5) describe? Choose from the following categories.



	Age	Size	Opinion	Material	Colour
1	2	3	4	5	
<i>Opinion</i>	.....	.....	.....	.....	.....
lovely	small	old	pink	plastic	
ugly	long	new	green	cotton	
fantastic	short	ancient	black	gold	
horrible	huge	modern	white	wooden	
.....	.....	.....	.....	.....	
.....	.....	.....	.....	.....	

2 In pairs, read this extract from a children's book and find some adjectives. Then, add them to the table in task 1 in the right column.



## Listening & Speaking

What have you got in your bag?

In Jennifer's class, students are playing a memory game. Listen to them. Then, play the game in groups.

### Language Bank

- Let's start!
- My turn now!
- It's your turn!
- I can't remember!
- Let's start over!



**SPEAKING STRATEGIES**  
see page 24



# A collection of thimbles!



## Grammar Link

### The verb 'have got'

1 Look at the sentences and complete the Grammar tables.

- I've got a puppy, Woofy.
- We haven't got any souvenirs.
- Have you got any thimbles? Yes, I have.
- Miss Baker's got some rare thimbles.
- John hasn't got a brother or a sister.
- Has Jennifer got a puppy? No, she hasn't.

We use **have / has got** to talk about our possessions and family

Form:

I / you / we / they ..... / haven't got

He / she / it has / ..... got

Have .... / you / .... / .... got?

..... he / she / it got?

What are the short forms of 'have / has got'?

see Grammar Appendix, page 145

2 What have you got in your room? Ask and answer with your partner. Use ideas from the word bank and take notes. Listen to the example first.

What have you got in your room? Have you got a bookcase?

Yes, I have. Have you got a TV set?

No, I haven't. Have you got any soft toys?

No, I haven't but I've got some fantastic model planes.

### Word Bank

cushions posters

mirror bookcase

lamp bedside table toy

box alarm clock

photographs

3 Here is a painting called 'The Atelier' by Yiannis Migadis, a modern Greek painter. What has the artist got in his room? How different is this room from yours?

The artist has got a bookcase and some plants in his room. He hasn't got any cushions. I've got a bookcase and some cushions but I haven't got any plants.

### Pronunciation Link

/s/ - /ʃ/

1 Listen and repeat.

- sea - she
- Sue - shoe
- save - shave

2 Tongue twister. Listen and repeat.

She sells sea shells. She sells sea shells. She sells sea shells...



# Lesson 2



## Reading

Task 4- p.164

Read what some students wrote about their favourite possessions for their e-group. Can you guess what they are?

Yahoo! - Microsoft Internet Explorer provided by OTenet  
www.thinkteen.gr

Make Y! your home page Shopping: 50% Off Cameras, Cell Phones, GPS  
Home May 25, 2008 Page Options

**My favourite possessions**

*Hercules is quite small. He's got short light brown fur, small ears and a short tail. His teeth are very sharp. He's also got a thin collar. I adore him!*  
Magda, 12  
Nafplio, Greece

*I've got at least three pairs. They're different colours and some of them have got stripes. I've got so many because I play a lot of footie and I need them. They're all made of leather.*  
Fernando, 13  
Buenos Aires - Argentina

*It's black and it's got the name of my favourite group on it. I love it and I wear it very often because the weather is hot in my country. All my friends have got one like this. We all love the same music band, you see.*  
Anna, 12  
Nassau - Bahamas

Start Yahoo! - Microsoft Int... EN 18:07



# A collection of thimbles!



## Writing

Task 5 - p.165

### My favourite possessions

Write a paragraph about something you have and you really love. Don't write what it is. Give your work to your classmates. Can they guess your possessions?

.....

.....

.....

.....

.....

.....

.....

.....

.....

.....



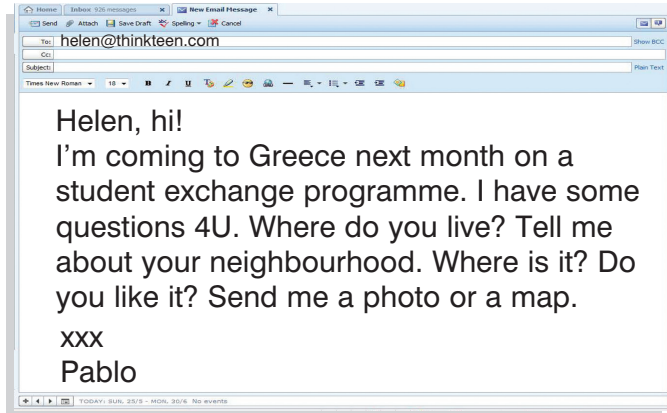


# Lesson 3

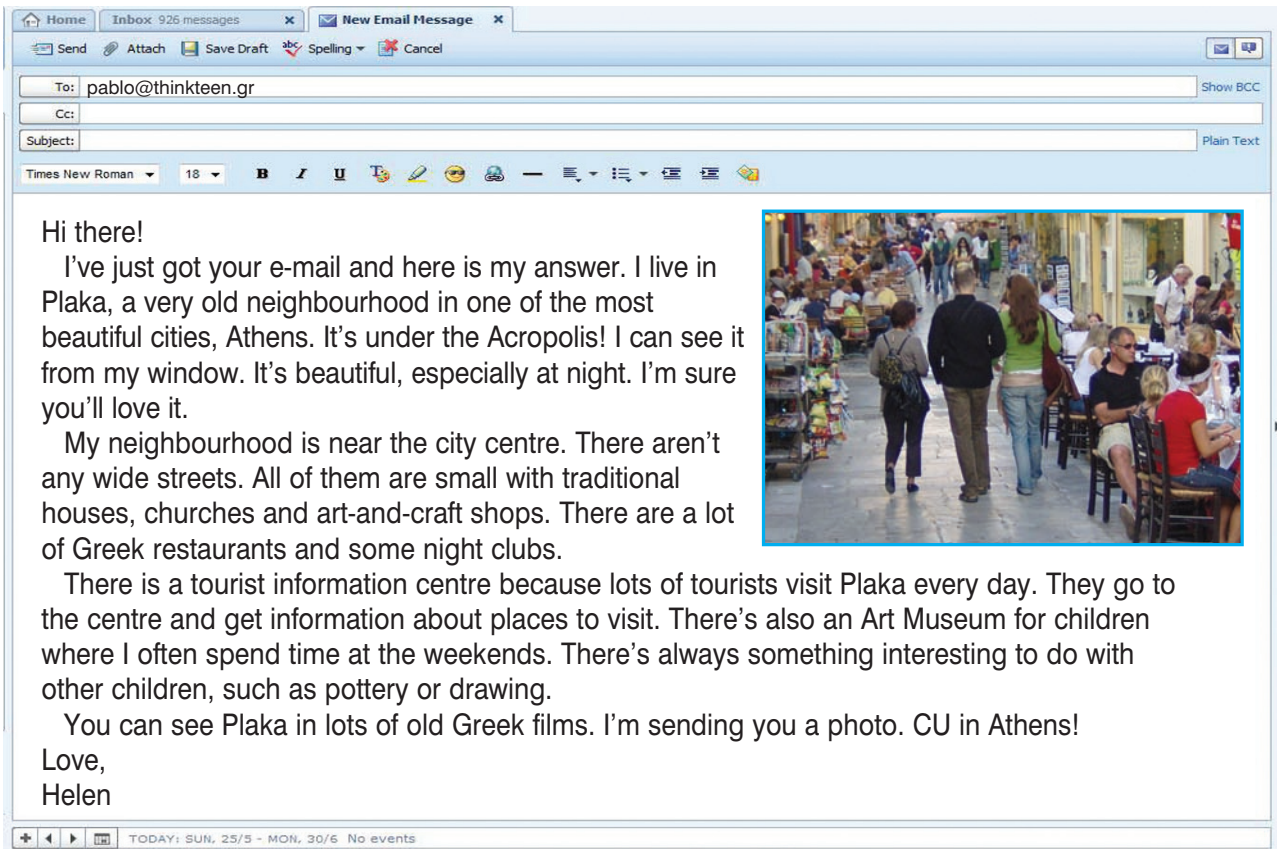


## Reading

1 *Helen is reading Pablo's e-mail. What does he want to know?*



2 *Pablo's reading Helen's e-mail. Has Helen answered his questions?*



3 *Look at the map of the centre of Athens in the Appendix on page 144. Help Pablo find Helen's neighbourhood.*

Task 6 - p.166

4 *When Pablo visits a place, he is interested in the sights, the architecture and the local food. Which places in Plaka will he find interesting to visit?*

# Feel at home!



## Vocabulary Link

### Places and Buildings

Task 7 - p.167

1 Look at these signs. Where is each one from? Match the signs (1-7) with the buildings (a-g). There is an extra building. Then listen and check.

1 Keep silent

2 **MAPS OF THE CITY**  
PLEASE TAKE ONE

3 DON'T TOUCH THE PAINTINGS

4 **STAMPS**

5 **BREAKFAST: 7.00 - 9.30**

6 Restaurant - 2<sup>nd</sup> floor ↑  
Shops - 1<sup>st</sup> floor ↑  
Toilets →

7 Free drinks from 4:00 to 5:00

- |                    |     |                               |     |
|--------------------|-----|-------------------------------|-----|
| a. post office     | 4   | b. tourist information centre | ... |
| c. art museum      | ... | d. cinema                     | ... |
| e. library         | ... | f. hotel                      | ... |
| g. shopping centre | ... | h. pub                        | ... |

2 Eva is recording the presentation of her neighbourhood. Listen to her and tick (✓) what there is in her neighbourhood.

Task 8 - p.167



blocks of flats		bank	
cinema	✓	bookshop	
theatre		Internet café	
Metro station		fast food restaurant	
sports centre		kiosk	

# Lesson 3



## Grammar Link

### Plural nouns

1 Find the plural form of these nouns in Helen's e-mail and complete the Grammar table.

city	.....	What are the plural endings?  -s / -.... / -.... / irregular
house	.....	
church	.....	
shop	.....	
child	.....	

see Grammar Appendix, page 146

### There's a ... / There are ... / 'some-any'

2 Look at the example sentences and complete the Grammar table.

- There's a library.
- There are two cinemas.
- There are some night clubs in Plaka.
- There isn't a bookshop.
- There aren't any kiosks.
- Is there a park? Yes, there is.
- Are there any hotels? No, there aren't.

We use **There is / are** to say that something exists.

Match:

- |                                  |       |                     |
|----------------------------------|-------|---------------------|
| There's/There isn't/Is there     | ..... | a. + plural nouns   |
| There are/There aren't/Are there | ..... | b. + singular nouns |

How do we form questions and negatives?

Choose:

- We use **some/any** in statements.
- We use **some/any** in negatives.
- We normally use **some/any** in questions.

see Grammar Appendix, page 146

3 You are doing a survey. What is there in your ideal neighbourhood? Mark with a tick (✓) what is important to you. You can choose only six (6)! Then, ask each other in groups. What do most students prefer?

Listen to some students doing a survey about their ideal neighbourhood.

- Is there a cinema in your ideal neighbourhood?
- Yes, there are five.
- Are there any blocks of flats? ....





# Feel at home!

## Prepositions of place

- 4 *Helen's teacher dropped the flashcards for today's lesson and they are all mixed up. Listen to her and put them in the order she wants.*



in front of



behind




next to



near



between



opposite



## Speaking

- 1 *Here is Eva's drawing of the main street in her area. Tell each other: Where is the ...?*

bank    block of flats    Internet café    bench    bookshop    bakery



- 2 *Demetris and Christos live in the same street but their drawings are not the same. In pairs, find three differences.*

Task 9 - p.167

Student A: Look at picture A, Speaking Appendix, page 132.

Student B: Look at picture B, Speaking Appendix, page 133

# Lesson 3



## Project

Choose to do one of these projects.

### My neighbourhood



It's your turn to present your neighbourhood. Work in groups. You can:

- ⇒ Draw a map of it or
- ⇒ Take photos of it or
- ⇒ Draw a picture of it.

And then:

- ⇒ Write an e-mail about it or
- ⇒ Tell your class about it orally (you can use a cassette recorder or present it live).



### Our favourite possessions

Make a poster of your group's favourite possessions.

- ⇒ Take pictures of them
- ⇒ Add your texts from the Writing Task page 17
- ⇒ Tell the class about them
- ⇒ Put your poster on display



### My Portfolio

You can keep all your project work in your portfolio. Your teacher will help you to organise it.



*Tip!*

Before you start, decide who wants to do each task.



# Self-Assessment

## VOCABULARY LINK

1 Match the words with the definitions.

library	c
1. tiny	
2. collection	
3. wide	
4. neighbourhood	
5. traditional	

a. not modern
b. not narrow
<del>c. a place where you can read books</del>
d. very small
e. the area around your house
f. a group of favourite things

1 POINT FOR EACH CORRECT ANSWER TOTAL \_\_ / 5

2 Write the correct word under the picture.



library



1.....



2.....



3.....



4.....



5.....

1 POINT FOR EACH CORRECT ANSWER TOTAL \_\_ / 5

## GRAMMAR LINK

3 Circle the correct answer.

There is/are a library near the bank.

- There is/are a hotel in my neighbourhood.
- There is/are narrow streets in Plaka.
- Are there some/any cafés in Cambridge?
- There are some/any shops near my house.
- We've ve/re got some old coins.

6. There aren't some/any books on my desk.

- Are/Is there any theatres in Nafplio?
- My eyes is/are blue.
- Is Helen a good student? Yes, she is/isn't.
- I live in/on Orestiada.

1 POINT FOR EACH CORRECT ANSWER TOTAL \_\_ / 10

## COMMUNICATION

4 Match the questions with the answers.

0. Where's Crete?

- Is there a church near your house?
- Are you from Patras?
- Have you got a collection?
- Are there any bookshops in your town?
- Where's the post office?

- No, I'm from Nafplio.
- No, there aren't any.
- It's next to the bank.
- Yes, there is.
- Yes, I have. I collect thimbles.
- ~~It's in Greece.~~

0. f 1. \_\_ 2. \_\_ 3. \_\_ 4. \_\_ 5. \_\_

2 POINTS FOR EACH CORRECT ANSWER TOTAL \_\_ / 10

CHECK YOUR ANSWERS WITH YOUR PARTNER. THEN LOOK AT THE ANSWER KEY ON PAGE 158

0 - 10: 😞

11 - 20: 😊




21 - 25 : 😊 😊




26 - 30 : 😊 😊 😊



# Self-Assessment

Which is true for you? Put a tick ✓ in the right box.

Can-do Checklist	My opinion		
			
a. I can read about a teenager and complete his/her profile card.			
b. I can talk about me and / or a new friend.			
c. I can write my profile.			
d. I can understand people talking about their favourite possessions.			
e. I can talk about my room.			
f. I can write a text about my favourite possession.			
g. I can read and understand signs, notices and maps.			
h. I can write an e-mail about my neighbourhood.			

 : I'm very good! What can I revise?	My Notes: ..... ..... ..... .....
 : I can become better. What should I practise?	
 : I must try harder. What do I need to work on?	

## FOCUS ON SPEAKING SKILLS

Tick ✓ the speaking strategies that have helped you in this unit. Which strategies do you want to try in the future?

Speaking Strategies	Great help!	I'll try...
1. Read the task carefully to understand what you have to do.		
2. Use English as much as possible. Don't miss your chance to practise.		
3. If there is a Language Bank, study it and use the words and phrases in it.		
4. Help each other with language.		
5. Ask your partner to repeat if you don't understand.		
6. Try to paraphrase if you can't find the right word.		
7. Don't worry about mistakes. Practice makes perfect.		

