

LESSON 1: Let's go green!

LESSON 2: Many hands make light work!

LESSON 3: Learn by doing!

UNIT 6

Teens in action!



17th International Children's Painting Competition,
 painted by 13-year-old Evdokia Vallis, Greece (European winner)

In Unit 6 you will...

READ

- an eco-leaflet with tips for a 'waste-less' school year
- a webpage about teen clubs
- a poem and quotes about volunteerism

PRACTISE COLLOCATIONS & VOCABULARY RELATED TO

- environment & recycling
- CVs

PRACTISE THE USE OF

- Present Perfect Simple
- Present Perfect Simple vs. Past Simple

WRITE

- mini-dialogues about your news
- an e-mail to your keypal telling him/her about the jobs you have/haven't done at the weekend
- a poem

Lesson 1



Reading

Tips for a 'waste-less' school year

1 *Read this eco-leaflet. Do you follow any of the advice? Take notes and then compare them with your partner's.*



- I
-
-
-

Tips for a Waste-Less School Year

1. Use products made from recycled materials. You can use refillable pens, rechargeable batteries, and scrap paper for notes. Recycling and reusing helps the environment and saves you money.
2. Before starting a new school year, check what things you have already got. You can reuse notebooks and old binders. Share your used books with friends, relatives, or younger schoolchildren.
3. Use non-toxic products, such as batteries with less mercury, vegetable-based inks, and water-based paints.
4. Use products that can last for long. Backpacks and notebooks can be reused for many years. Don't buy new ones every school year.
5. If you bring your lunch to school, put it in a reusable plastic or cloth bag, or lunch box. Bring drinks in a thermos instead of bottles or cartons.
6. If your parents drive you to school, try carpooling or take the bus. Try walking, biking, or skating. You can have less air pollution and less traffic in your area.
7. Share the message with your friends and schoolmates. Waste less by reducing, reusing, and recycling. Volunteer for, or start an environmental club or recycling project in your school. Work with your teachers and friends to find ways to tell everyone in your area to make waste reduction a part of their everyday lives.

based on <http://www.epa.gov/epaoswer/osw/specials/funfacts/school.htm>

2 *Read the leaflet again and find.*



1. three school things that you can use again

.....

2. two products that are not bad for the environment

.....

3. two food or drink containers that can be used many times

.....

4. three ways to go to school without polluting the air

.....

Task 40 - p.152



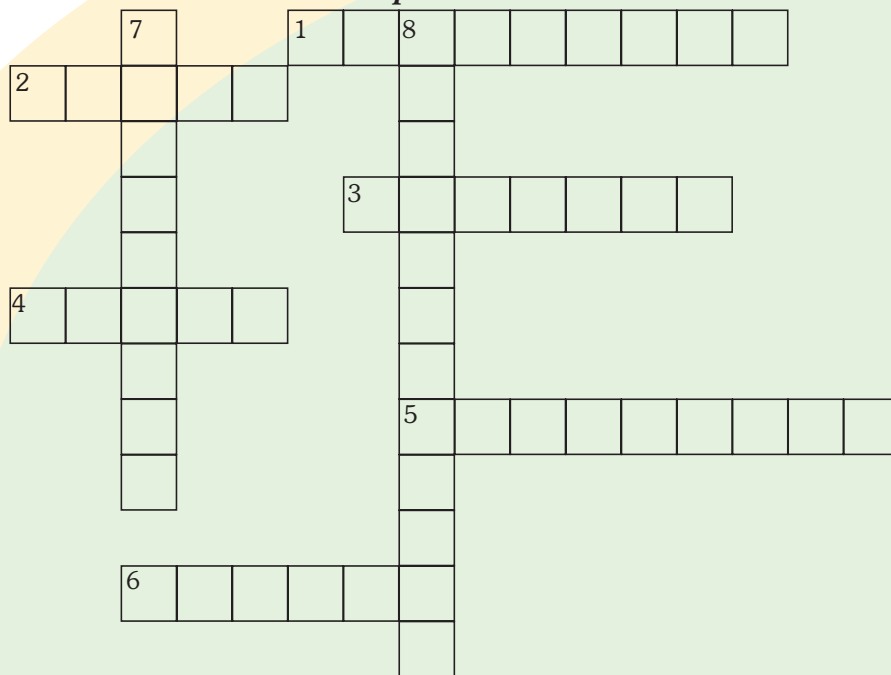
Let's go green!



Vocabulary Link

Recycling

3 Use the clues to do the crossword puzzle.



ACROSS →

1. a group of people living in the same area
2. a shop
3. things we throw away
4. a short phrase
5. put something in the bin (two words)
6. take off/away

DOWN ↓

7. offer to work without getting any money
8. a person or company that makes sth

4 How can we make every day a Green Day? Choose the correct word to complete the sentences.



1. Don't throw away / recycle things you can use again!
2. Clean/up Pollute the beaches!
3. Pick up/ Drop the rubbish from your school playground!
4. Don't save/waste water when you have a shower! Always turn the tap off when you don't need it.
5. Take care of/Kill wild animals!
6. Don't plant/cut down trees!
7. Don't use/park your car when you go to the city centre!

Task 41 - p.153



Lesson 1

5 Change the sentences of task 4 using the opposite ideas.
 ☆☆☆ Make any necessary changes.

Task 42 - p.153



e.g.
 Don't throw away things you can use again. *Recycle things you can use again.*
 Clean up the beaches. *Don't pollute the beaches.*



Grammar Link

Present Perfect Simple (1)

6 Put a tick next to the correct sentences.



We use the Present Perfect Simple:

- 1. to talk about finished actions that are important now
- 2. to talk about things that happened at a specific time in the past
- 3. to talk about our news and experiences
- 4. to talk about things we used to do in the past but we don't do now
- 5. when the exact time of the action is not important
- 6. to talk about habits and routines

7 Complete the table with the correct form of the verbs.

Task 43 - p.153



VERB	PAST SIMPLE	PAST PARTICIPLE
hear		heard
	thought	
make		thrown
buy		
	gave	
		gone
put		

Let's go green!

8 Complete the table.



Affirmative	
Full Form	Short Form
I/you/we/they have formed an eco team.	I/you/we/theyan eco team.
He/She/It.....	He/She/It.....

Negative	
Full Form	Short Form
I/you/we/theynot thrown away the old books.	I/you/we/they.....thrown away the old books.
He/She/It.....	He/She/It

Interrogative	Short Answers
..... I/you/we/they cleaned up the beach?	Yes, I/you/we/they...../
..... he/she/it	No, I/you/we/they
	Yes, he/she/it...../
	No,

9 Complete the sentences using the Present Perfect Simple of the verbs in brackets.

Task 44 - p.154



- We (recycle) 100 aluminium cans this week.
- My best friend (decide) to reuse his old notebooks.
- I (not join) an eco team yet.
- anyone (volunteer) for the 'Clean-up Day'?
- Tina (adopt) a stray dog.
- At Gregory's school, they (clean) up a beach.

10 Use the information from the table to write sentences using the Present Perfect Simple. Then write about yourself.



	Ron and Harry	Peter	Jessica	you
collect cans for recycling	✓	✗	✓	
work in an eco team	✗	✓		
drop litter in the street			✗	

- Ron and Harry have collected cans for recycling but they
-

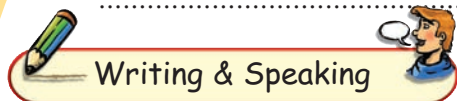
Lesson 1

3.

.....

4.

.....



Mini-dialogues

11 Write a few things about you. Then, tell your partner and write mini-dialogues about your news and/or great experiences in your life. Practise them with your partner.
☆☆☆

News/Life experiences!

I've bought tickets for the match!

I've flown a model plane!

.....!

.....!

.....!

e.g.

I've bought tickets for the football match this Saturday!
What about you?

I haven't. But I've got some great news too.

.....

.....

.....

.....

.....

.....

.....

.....

.....

.....

Many hands make light work!



Reading

Student Action Guide

1 Read the first paragraph. What is the text about?

- ☆ The text is about how teenagers can
- adopt an animal
 - help the earth and animals
 - protect their school

2 Read the links (1-6) and match them with the content of the webpages (a-e). There is an extra link you don't need to use.

Task 45 - p.154

Yahoo! - Microsoft Internet Explorer provided by OTenet

STUDENT ACTION GUIDE

Many teens are interested in helping animals or the environment. Perhaps you want to help stray animals in your area. Maybe you'd like to start a recycling programme at your school. Or you may want to help people know more about animals in danger or Earth-friendly farming. Whatever your want to do, you can make a real difference by forming or joining an animal/environmental protection club. Follow the links and find answers to all your questions.

1. Many hands make light work	4. Know your stuff!
2. Look at our work!	5. Have fun by raising money
3. Start your own club!	6. Club information Form

..... a. Here's how you can start:

- Talk to your friends
- Find someone to help you
- Get the word out!

..... b. If you want your schoolmates and friends to take your group seriously, you should be able to answer their questions. So before you start your project, get the facts!

..... c. Your club can do a lot with little money. If you want to collect extra money to help an animal or environmental group, try one of these ideas. Have a car wash, a dog wash, a bottle collection. Hold a raffle. Organise a sports event. Have a vegetarian supper for students, parents, and teachers.

..... d. One person can do a lot for animals and the Earth. But when there are many people, they can do much more.

..... e. Need a few ideas? Take a look at what these clubs have done.

Start | Yahoo! - Microsoft Int... | EN | based on <http://www.humanity.org.uk/>

Lesson 2



Vocabulary Link

Curriculum Vitae

- 3 Penny Ioannou wants to be a member of a music club for teenagers. Help her write the headings from the box in her CV.
☆☆

INTERESTS	DATE OF BIRTH	ADDRESS	SKILLS
NAME	EXPERIENCE	NATIONALITY	LANGUAGES
EDUCATION	TELEPHONE NUMBER		

CURRICULUM VITAE

1 Penny Ioannou
2 12 Nikitara Street
3 210-2789 609
4 Greek
5 1 August 1995
6 2000-2007 5 th Primary School of Marousi
7 English (Level B1) German (Level A1)
8 Computer literate (MS Word, MS Outlook)
9 Member of the school choir
10 reading, playing volleyball

Collocations

- 4 Choose the correct word to complete the sentences.

Task 46 - p.155



1. Are you in doing voluntary work?
a. experience b. interested c. good
2. If you have some time, you can join us!
a. spare b. helping c. experience
3. If you want to help, fill in a(n) form and post it now!
a. qualification b. personal c. application
4. Do you have any in working with young children?
a. interview b. experience c. qualities
5. His dad works for an international company and gets a high
a. salary b. hour c. qualification

Many hands make light work!



Grammar Link

Present Perfect Simple (2)

5 Use the phrases from the box to complete the sentences.

Task 47 - p.155



- just yet already for a month

Monica has ¹..... finished Senior High School. She has often worked as a volunteer for the local community but now she is looking for a job. She has also worked at her dad's shop ²..... Last week she read about an interesting job in the newspaper and she is going to apply for it. She got an application form for the job this morning and she has ³..... filled it in but she hasn't sent it ⁴.....

6 Look at the picture and the list of jobs Tessa's mum gave her and write sentences about what she has or hasn't done. Use just/already/yet.

Task 48 - p.155

- clean windows
- tidy desk
- collect CDs
- make bed
- put clothes in wardrobe
- clean carpet
- pick up tennis racket



1.
2.
3.
4.
5.
6.
7.

Lesson 2

7 Look at the pictures and write sentences using the Present Perfect Simple.

Task 49 - p.156



sad/fail a test
He is sad because he has failed a test.



happy/win a medal
She



worried/dad have an accident
He



surprised/friends give him a party
He



tired/take part in an eco team
They



excited/buy a new MP3 player
She

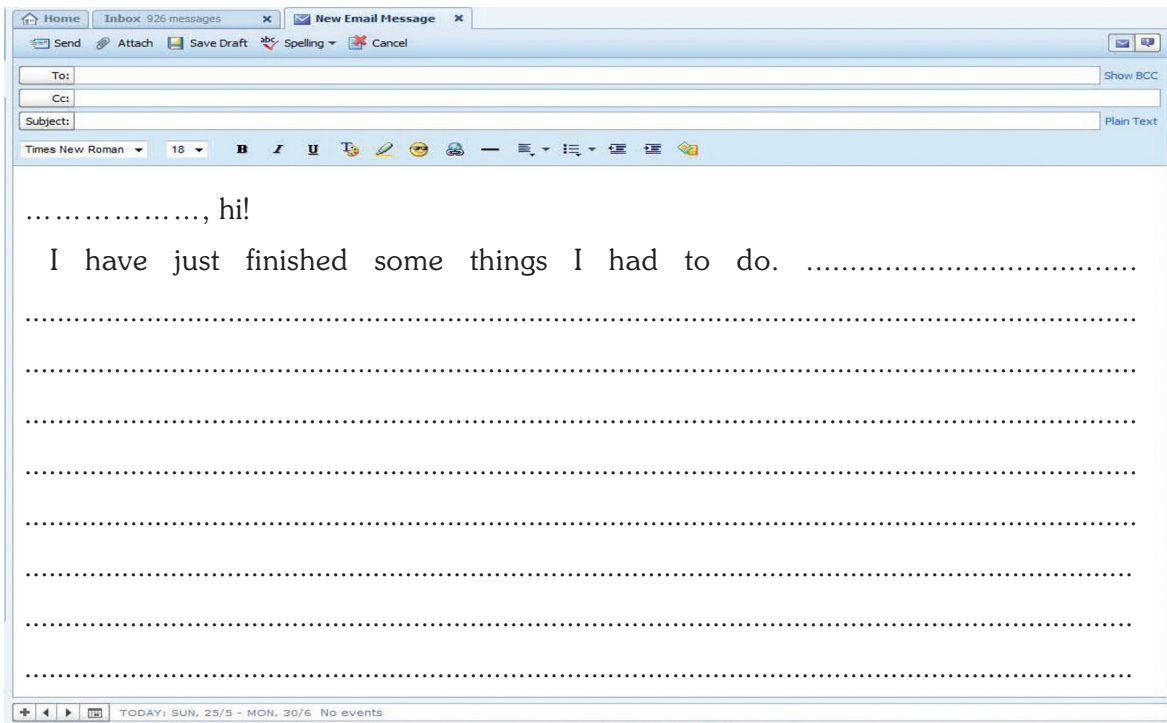
Many hands make light work!



Writing

What I've done this weekend

- 8 *On Saturday morning make a list of the things you have to do at the weekend. Come back to your notes on Sunday and check which you have done and which you haven't done. Then write an e-mail to your keypal. Tell him about what you have/haven't done. Ask him/her about what things s/he has done.*



Lesson 3



Reading

Why be a volunteer

1 Read the poem and complete the gaps with the words from the box. Why do people volunteer?



hand volunteer inside heart self fame

WHY BE A VOLUNTEER

It's not for the money, it's not for ¹
and it's not for any personal gain.

It's for love of fellow man,

It's just to lend a helping ²

It's just to give a part of ³

That's something you can't buy with wealth.

It's not the medals worn with pride.

It's just for that feeling deep ⁴

It's that reward down in your ⁵

It's the feeling that you've been a part

Of helping others far and near,

That makes you a ⁶

from <http://www.canteach.ca/elementary/songspoems93.html>

Tip!

Look for words that rhyme.
Don't worry about words you don't know!
Enjoy poetry!

2 Read these quotes about volunteerism. Which are the characteristics of a volunteer?



"Volunteers don't necessarily have the time, but they have the heart." Anonymous

"We make a living by what we get, we make a life by what we give." Winston Churchill

"One is not born into the world to do everything but to do something." Henry David Thoreau

from <http://www.volunteertoday.com/ARCHIVES2002/volpoems.html>

.....
.....

Learn by doing!



Vocabulary Link

3 Match the words (1-10) with their meaning (a-j).

Task 50 - p.156-7



1. monument	a. an officer in the army
2. church	b. an instrument with a needle that always points to the north
3. orator	c. an old building, important in history
4. general	d. a group of people who meet regularly and make decisions
5. tyrant	e. words written in stone or metal
6. live performance	f. temple
7. inscription	g. a play or music taking place in front of people
8. treasure	h. someone who is good at making political speeches
9. compass	i. a collection of valuable things
10. assembly	j. someone with a lot of power who rules with cruelty

Collocations

4 Find the collocations.



1. live ...	a. performance	b. church
2. ancient ...	a. drama	b. trip
3. traditional ...	a. a questionnaire	b. dances
4. school ...	a. temple	b. trip
5. complete ...	a. a questionnaire	b. an assembly
6. visit ...	a. a foreign country	b. a performance

5 Complete the sentences using collocations from task 4. You may need to change the verb forms.

Task 51 - p.157



- Greeks always dance at weddings.
- Every summer the school band give a in the school yard.
- All the kids are excited because they are going on a next Monday.
- Our teacher asked us to complete..... about our learning styles.
- This is the first time I have visited.....

Lesson 3



Grammar Link

Present Perfect Simple vs. Past Simple

6 Complete the sentences. Write PP for Present Perfect and PS for Past Simple.




1. We useto talk about a repeated action up to now.
2. We use if we are *not* interested in *when* an action happened.
3. We use if we are interested in *when* an action happened.
4. We use to talk about things that happened at a specific time in the past
5. We use to talk about personal news and experiences

7 Use the words to write questions in Past Simple or Present Perfect. Then give true answers about you.



- e.g. 1: your dad/ clean/ his car/ yesterday?
 Did your dad clean his car yesterday? No, he didn't.
- e.g. 2: you/ever/visit/ Australia?
 Have you ever visited Australia? Yes, I have.



1. you/ finish/your homework?

.....

2. you/ sleep late/ last night?

.....

3. you/ collect/ any aluminium cans this week?

.....

4. your friends/ give you a present/ on your last birthday?

.....

5. you / ever/ take part/ in an eco-team?

.....

Learn by doing!

8 Complete the sentences using the Present Perfect Simple or the Past Simple of the verbs in brackets.



Task 52 - p.157

1. I (know) my best friend for five years. We first (meet) when we were in primary school.
2. Antonio (come) back home at two in the afternoon and he (do) his homework yet.
3. We (just/arrive) on the island but we (not/decide) where to stay yet.
4. Jennifer (have) her new mobile for two weeks. Her mum (give) it to her as a birthday present.
5. I (not/be) to the theatre for a long time. The last time I (go) I (see) a musical.



Writing

A poem

9 An easy way to write a poem is to use the letters of a word and start each new line with a word beginning from this letter. Here's another poem about volunteers written in this way. Read it and then write a poem about volunteers or any other topic you have talked about in this lesson.



Volunteers

Valuable is the work you do.
Outstanding in how you always come through.
Loyal, sincere and full of good cheer,
Untiring in your efforts throughout the year.
Notable are the contributions you make,
Trustworthy in every project you take.
Eager to reach your every goal,
Effective in the way you fulfil your role.
Ready with a smile like a shining star,
Special and wonderful - that's what you are.

Lesson 3

V

O

L

U

N

T

E

E

R



- Work in groups if you like!
- Think of the adjectives you can use to describe volunteers and their work.
- Then make simple sentences.
- Use your dictionaries.

A large sheet of white paper with a perforated top edge and a folded bottom-right corner. It contains ten sets of horizontal dotted lines for writing.